


Indoor Transparent LED Screen

IF Series

IF series is the latest LED transparent screen series, featuring high transparency, brightness, and refresh rate. It is easy to install and suitable for various occasions, providing a perfect visual experience.




IF-P2.6-5.2/P2.84-5.62/P3.91-7.82/P7.82-7.82/P10.42-10.42

IF Series Indoor Transparent LED Screen

New Arrival Transparent LED Screen, Various Specifications Available

IF series transparent LED displays are the latest in LED technology. They **deliver vibrant colors and detailed images without affecting natural lighting or aesthetics**. With a 1000*500mm cabinet size, they can be easily assembled into any shape or size. They ensure clear and uncompressed visuals for perfect viewing, and are the top choice for LED displays in glass shop windows!




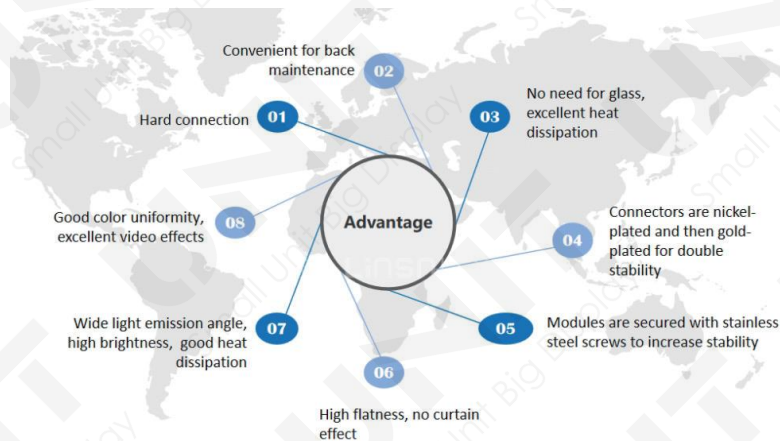
High Visual Quality with Refresh Rate 3840Hz

High transparency rate up to 75% with high contrast ratio of 5000:1 and refresh rate of 3840HZ. The brightness is adjustable in 256 levels with wide grayscale level 16bit.

Features of IF Series

IF series features convenient for back maintenance, stable connection, good color uniformity, excellent heat dissipation, high flatness with no curtain effect, seamless splicing and so on.

It seamlessly integrates with your indoor environment, providing high-definition visuals while maintaining transparency.



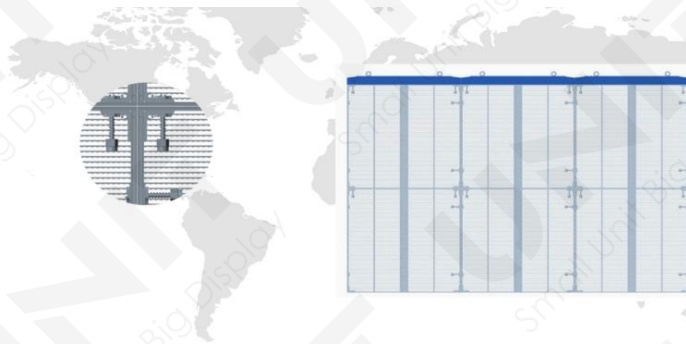
Multiple Installation Methods

IF series LED transparent screen supports multiple installation methods, including **wall mounting, ground support installation, top and bottom support installation, etc.**, suitable for stage rental and fixed applications, and more.

Features of IF Series

IF series can be applied in various locations, including commercial real estate such as shopping malls and office buildings, physical stores like retail outlets and supermarkets, advertising media operations in public spaces and transportation hubs, as well as rental LED screen for events and exhibitions.

It features seamlessly integrated large-scale images and interactive screens with functions such as cloud-based remote screen control, software settings for automatic screen on/off, high-definition, high-brightness, transparent display, modular installation structure for easy in-store maintenance, automatic brightness adjustment to prevent light pollution, etc.

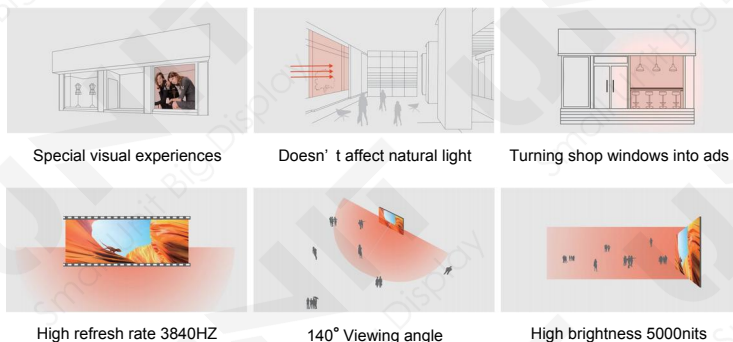


Modular Design, Easy Installation

Modular installation is convenient with quick-lock system, lightweight design, and features eight-pin gold-plated signal connectors for stability, aesthetics, and high transparency. It can be customized according to site requirements.

Smart Screen Control Mobile App Screen Control

Mobile App screen control enables wireless data transmission, allowing mobile devices to wirelessly push videos and images, facilitating consumer interaction through photo uploads, offering a novel and diverse shopping experience.



More Benefits for Your Projects

IF series owns many special features to benefit your projects such as high-standard visual experiences, enabling enough natural light, turning shop windows into ads, **high refresh rate up to 3840HZ, wide viewing angle 140° and high brightness level 5000nits!**

High Quality With Global Standards,
CE EMC, RoHs, FCC Certificated.

Specification

Pixel Pitch	P3.91-7.82mm			P7.8-7.8mm		P10.42-10.42mm	
	Low Brightness	Middle Brightness	High Brightness	Low Brightness	High Brightness	Low Brightness	High Brightness
Physical Density	32768PX/m ²			16384PX/m ²		9216PX/m ²	
Module Size(mm)	500×125mm						
Module Resolution	128×16dots			64×16dots		48×12dots	
Cabinet Size (mm)	1000×500×75mm					1000×1000×75mm	
Cabinet Resolution	256×64dots			128×64dots		96×96dots	
Number of Modules	8pcs					16pcs	
Brightness (cd/m ²)	600cd/m ²	1500-2000cd/m ²	≥5000cd/m ²	≥600cd/m ²	≥5000cd/m ²	600-800cd/m ²	≥5000cd/m ²
Transparency	≥65%	65%		68%		75%	
Gray Scale	16bit		15bit				
Refresh Rate (Hz)	1920Hz/3840Hz					≥1920Hz/3840Hz	2880Hz
Waterproof Level	IP30						
Viewing Angle	140°		120°				
Viewing Distance (m)	5m-12m			6m-100m		10m-200m	
Power Requirements	DC5-3.5V/AC110-240V			DC5-3.5V/AC85-240V			
Average Power Consumption (W)	160W/m ²	160W/m ²	240W/m ²	160W/m ²	220W/m ²	160W/m ²	220W/m ²
Peak Power Consumption (W)	400W/m ²	400W/m ²	800W/m ²	400W/m ²	800W/m ²	400W/m ²	800W/m ²
Weight (kg/m ²)	10kg/m ²						
Installation Method	Hanging/Fixed Installation						
Maintenance Method	Front Maintenance for Modules; Rear Maintenance for Power Box and Receiving Cards						
Screen Lifespan (hours)	≥100,000h						
Environmental Requirements	-40°C~+40°C; 15%-90%RH	-10°C~+40°C; 15%-90%RH	-40°C~+60°C; 15%-90%RH	-10°C~+40°C;15%~90%RH			